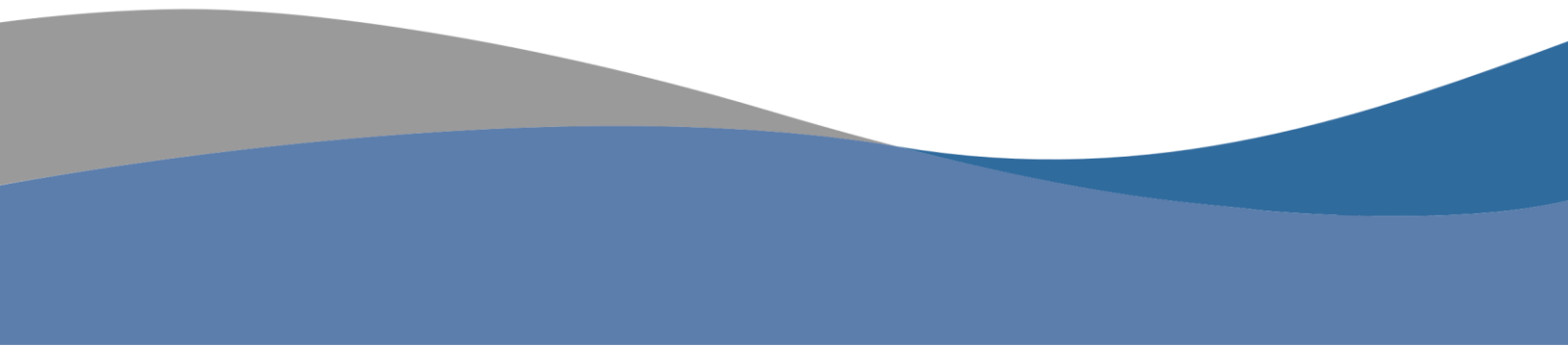




Real-Time Intelligence Report



Query Definition 3

Summary 4

Openings by Occupations..... 5

Openings by Locations 6

Openings by Employers..... 7

Openings by Certifications 8

Openings by Hard Skills 9

Openings by Soft Skills 10

Openings by Job Titles..... 11

Openings by Education Levels..... 12

Openings by Programs 13

Openings by Job Types 14

FAQ..... 15

Query Definition











Online job postings for the 30 day period ending 9/1/2020, meeting the following criteria:

- This region: Schuylkill County, Pennsylvania

Summary

Total Job									Education		
Posts	Occupations	Locations	Employers	Certifications	Hard Skills	Soft Skills	Job Titles	Levels	Programs	Job Types	
4,628	344	458	1,330	98	629	97	3,029	5	117	7	

Openings by Occupations

		Occupations			
SOC	Occupation	Ads Closed	Median Wage	Total Ads	
53- 7065.00	Stockers and Order Fillers	139	\$31,200	348	
53- 3032.00	Heavy and Tractor-Trailer Truck Drivers	160	\$92,000	273	
53- 7062.00	Laborers and Freight, Stock, and Material Movers, Hand	79	\$31,200	212	
41- 2031.00	Retail Salespersons	36	\$26,416	211	
51- 9199.00	Production Workers, All Other	56	\$31,200	184	
29- 1141.00	Registered Nurses	52	\$68,280	151	
49- 9071.00	Maintenance and Repair Workers, General	57	\$37,128	145	
37- 2011.00	Janitors and Cleaners, Except Maids and Housekeeping Cleaners	43	\$26,398	144	
41- 1011.00	First-Line Supervisors of Retail Sales Workers	14	\$40,377	133	
21- 1093.00	Social and Human Service Assistants	28	\$28,080	126	

Source: [JobsEQ®](https://www.chmuraecon.com/jobseq)

Data reflect online job postings for the 30 day period ending 9/1/2020

Note: Data are subject to revision. Time series data can be volatile with trends unrelated to actual changes in demand; use with caution.

Openings by Locations

Location	Locations			Total Ads
	Ads Closed	Median Wage		
Hazleton, Pennsylvania	115	\$31,323		430
Pottsville, PA 17901	104	\$28,600		373
Pottsville, Pennsylvania	89	\$29,304		311
Hazleton, PA 18201	96	\$29,763		266
Hazleton, PA 18202	68	\$29,120		228
Hazle Township, Pennsylvania	16	\$28,141		109
Hazleton, Pennsylvania 18201	52	\$29,640		99
Schuylkill Haven, PA 17972	31	\$27,774		90
Tamaqua, PA 18252	20	\$25,572		81
Orwigsburg, PA 17961	19	\$29,304		76

Source: [JobsEQ®](#)

Data reflect online job postings for the 30 day period ending 9/1/2020

Note: Data are subject to revision. Time series data can be volatile with trends unrelated to actual changes in demand; use with caution.

Openings by Employers

Employers

Employer Name	Ads Closed	Median Wage	Total Ads	
Lehigh Valley Health Network	28	n/a	122	
Amazon	76	\$31,384	115	
Lowe's	24	n/a	64	
St. Luke's University Health Network	9	n/a	62	
U.S. Army Pennsylvania	0	\$34,982	61	
Sygma - Pennsylvania - CDL Driver	23	\$92,000	56	
Walmart	42	\$32,760	54	
Dollar General	13	\$40,768	47	
ARYZTA	22	\$48,207	44	
Aerotek	26	\$32,167	43	

Source: [JobsEQ®](#)

Data reflect online job postings for the 30 day period ending 9/1/2020

Note: Data are subject to revision. Time series data can be volatile with trends unrelated to actual changes in demand; use with caution.

Openings by Certifications

Certifications

Certificate Name	Ads Closed	Median Wage	Total Ads	
Driver's License	35	\$27,040	143	
Certification in Cardiopulmonary Resuscitation (CPR)	13	\$30,007	73	
Class A Commercial Driver's License (CDL-A)	47	\$43,741	69	
Registered Nurse (RN)	19	\$68,460	65	
Licensed Practical Nurse (LPN)	24	\$57,200	59	
Basic Life Support (BLS)	11	n/a	57	
Certified Nursing Assistant (CNA)	22	\$31,200	48	
Commercial Driver's License (CDL)	9	\$32,974	24	
Advanced Cardiac Life Support Certification (ACLS)	2	n/a	16	
First Aid Certification	4	\$28,080	16	

Source: [JobsEQ®](#)

Data reflect online job postings for the 30 day period ending 9/1/2020

Note: Data are subject to revision. Time series data can be volatile with trends unrelated to actual changes in demand; use with caution.

Openings by Hard Skills

Hard Skills

Skill Name	Ads Closed	Median Wage	Total Ads	
Ability to Lift 51-100 lbs.	94	\$32,760	346	
Ability to Lift 41-50 lbs.	90	\$29,120	345	
Manufacturing	63	\$33,066	217	
Microsoft Excel	76	\$35,911	216	
Microsoft Office	71	\$32,240	212	
Forklifts	72	\$30,619	211	
Ability to Lift 21-30 lbs.	54	\$25,052	170	
Cash Handling	28	\$18,720	164	
Retail Sales	28	\$26,416	159	
Health/Wellness	56	\$36,280	157	

Source: [JobsEQ®](#)

Data reflect online job postings for the 30 day period ending 9/1/2020

Note: Data are subject to revision. Time series data can be volatile with trends unrelated to actual changes in demand; use with caution.

Openings by Soft Skills

Soft Skills

Skill Name	Ads Closed	Median Wage	Total Ads	
Communication (Verbal and written skills)	486	\$31,200	1,672	
Cooperative/Team Player	247	\$30,204	861	
Customer Service	212	\$29,120	825	
Adaptability/Flexibility/Tolerance of Change and Uncertainty	166	\$31,200	628	
Self-Motivated/Ability to Work Independently/Self Leadership	156	\$29,640	616	
Detail Oriented/Meticulous	155	\$28,110	548	
Organization	140	\$31,934	511	
Accountable/Responsible/Reliable/Dependable/Trustworthy	142	\$29,120	449	
Ability to Work in a Fast Paced Environment	92	\$31,200	405	
Supervision/Management	110	\$42,491	369	

Source: [JobsEQ®](http://www.chmuraecon.com/jobseq)

Data reflect online job postings for the 30 day period ending 9/1/2020

Note: Data are subject to revision. Time series data can be volatile with trends unrelated to actual changes in demand; use with caution.

Openings by Job Titles

Job Title	Job Titles			Total Ads
	Ads Closed	Median Wage		
Medical & Healthcare	0	\$34,982	61	
Truck Driver - Average \$92,000/Year - Excellent Benefits	23	\$92,000	55	
Warehouse Associate	12	\$29,120	29	
Security Officer	12	\$26,178	25	
Warehouse Worker	12	\$33,280	20	
General Laborer	10	\$29,522	19	
Retail Sales Associate	0	n/a	19	
Delivery Driver	2	\$26,184	17	
Maintenance Tech II	16	n/a	16	
Part-Time Retail Merchandiser	0	n/a	15	







Source: [JobsEQ®](#)

Data reflect online job postings for the 30 day period ending 9/1/2020

Note: Data are subject to revision. Time series data can be volatile with trends unrelated to actual changes in demand; use with caution.

Openings by Education Levels

Education Levels

Minimum Education Level	Ads Closed	Median Wage	Total Ads	
High school diploma or equivalent	430	\$31,522	1,653	
Bachelor's degree	86	\$36,546	278	
Associate's degree	41	\$35,152	118	
Master's degree	9	\$42,280	53	
Doctoral or professional degree	3	\$64,946	9	
Unspecified/other	836	\$29,870	2,517	

Source: [JobsEQ®](https://www.chmuraecon.com/jobseq)

Data reflect online job postings for the 30 day period ending 9/1/2020

Note: Data are subject to revision. Time series data can be volatile with trends unrelated to actual changes in demand; use with caution.

Openings by Programs

Program Name	Programs			Total Ads
	Ads Closed	Median Wage		
Business	33	\$45,700		58
Nursing	14	\$68,280		49
Psychology	10	\$35,329		38
Social Work	9	\$36,205		33
Engineering	9	\$59,713		30
Accounting	9	\$46,887		25
Business Administration	3	\$48,074		21
Finance	8	\$45,700		20
Logistics	16	n/a		20
Human Services	5	\$23,920		18

Source: [JobsEQ®](#)

Data reflect online job postings for the 30 day period ending 9/1/2020

Note: Data are subject to revision. Time series data can be volatile with trends unrelated to actual changes in demand; use with caution.

Openings by Job Types

Type	Job Types			Total Ads
	Ads Closed	Median Wage		
Full-Time	865	\$31,567		2,357
Part-Time	458	\$31,200		1,359
Temporary (unspecified)	52	\$31,200		191
Permanent	57	\$42,280		169
Temp-to-Hire	25	\$29,919		63
Temporary (long-term)	1	n/a		9
Temporary (short-term)	6	\$36,483		8
Unspecified/other	349	\$29,946		1,584

Source: [JobsEQ®](#)

Data reflect online job postings for the 30 day period ending 9/1/2020

Note: Data are subject to revision. Time series data can be volatile with trends unrelated to actual changes in demand; use with caution.

FAQ

What is SOC?

The Standard Occupational Classification system (SOC) is used to classify workers into occupational categories. RTI classifies workers in one of the 993 8-digit level codes known as the O*NET-SOC Occupational Listings. In addition, occupations are combined to form 22 major groups (2-digit level), 95 minor groups (3-digit), and 452 occupation groups (5-digit), and 804 detailed occupations (6-digit). Each occupation group includes occupations requiring similar job duties, skills, education, or experience.

How does the time period work?

Online job postings included in this report are those that meet the Query Definition parameters (shown above) and that were active at any point in the specified time frame preceding the date this report is generated. As such, this report may include some ads that were closed as of the date of this report; in addition, this report may include some ads that were first posted prior to the specified time frame referred to above.

What are “active” and “closed” ads?

An “active” ad refers to an online job posting that was still posted online when Chmura’s web crawler last viewed that page, which occurs at least once a week. An ad is considered “closed” if Chmura’s web crawler no longer sees the ad listed or if the ad is specifically designated on the site as no longer being active.

Is every online-job-ad website included in these data?

We make every attempt to catch all of the significant job-posting websites across the United States, but we cannot guarantee complete, 100% coverage. If you have any questions about a particular website, please don’t hesitate to ask.

About This Report

This report and all data herein were produced by JobsEQ®, a product of Chmura Economics & Analytics. The information contained herein was obtained from sources we believe to be reliable. However, we cannot guarantee its accuracy and completeness.