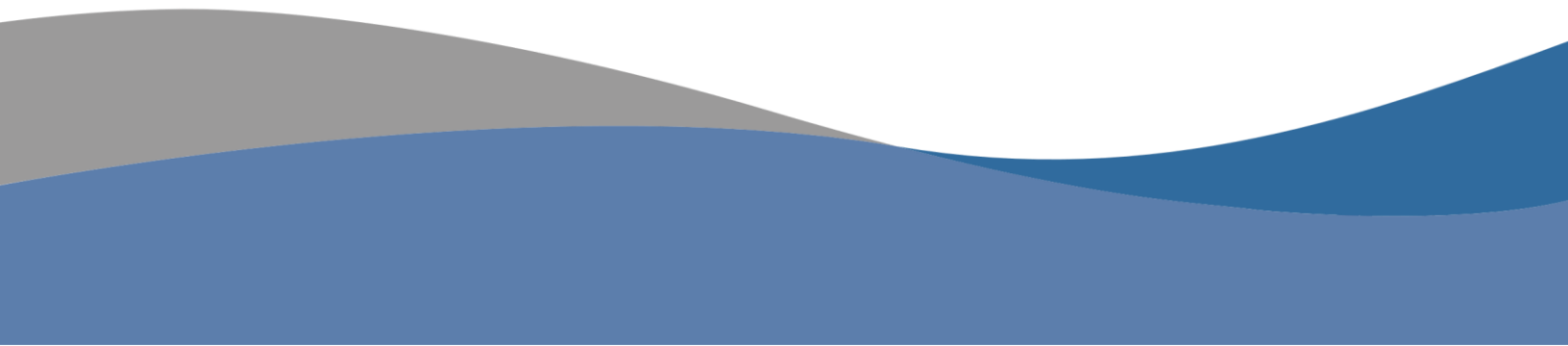




Real-Time Intelligence Report



Query Definition 3

Summary 4

Openings by Occupations..... 5

Openings by Locations 7

Openings by Employers..... 8

Openings by Certifications 10

Openings by Hard Skills 11

Openings by Soft Skills 13

Openings by Job Titles..... 15

Openings by Education Levels..... 19

Openings by Programs 20

Openings by Job Types 22

Data Notes..... 23

FAQ..... 23

Query Definition

Online job postings for the 90 day period ending 4/28/2021, meeting the following criteria:

- This region: Schuylkill County, Pennsylvania

Summary

Total Job										Education	
Posts	Occupations	Locations	Employers	Certifications	Hard Skills	Soft Skills	Job Titles	Levels	Programs	Job Types	
7,725	364	1	1,727	123	745	98	4,399	5	156	7	

Openings by Occupations

SOC	Occupation	Occupations					Total Ads	
		Median Duration	Ads Closed	Median Wage	JPLQ			
53- 7065	Stockers and Order Fillers	30	353	\$33,384	2.39	574		
53- 3032	Heavy and Tractor-Trailer Truck Drivers	15	355	\$73,463	1.74	451		
53- 7062	Laborers and Freight, Stock, and Material Movers, Hand	41	232	\$33,384	3.56	380		
41- 2031	Retail Salespersons	47	155	\$26,416	2.01	324		
29- 1141	Registered Nurses	16	202	\$68,640	2.22	309		
51- 9199	Production Workers, All Other	49	167	\$35,516	7.12	308		
21- 1093	Social and Human Service Assistants	51	116	\$30,160	3.46	223		
35- 3023	Fast Food and Counter Workers	56	99	\$20,800	2.11	189		
49- 9071	Maintenance and Repair Workers, General	53	104	\$38,297	2.14	188		
41- 1011	First-Line Supervisors of Retail Sales Workers	58	61	\$35,819	1.62	187		
51- 1011	First-Line Supervisors of Production and Operating Workers	41	101	\$39,214	2.47	183		
31- 1131	Nursing Assistants	20	123	\$30,955	2.41	182		
37- 2011	Janitors and Cleaners, Except Maids and Housekeeping Cleaners	50	89	\$26,520	3.54	165		
29- 2061	Licensed Practical and Licensed Vocational Nurses	28	110	\$47,840	3.06	157		
35- 1012	First-Line Supervisors of Food Preparation and Serving Workers	51	71	\$25,450	1.97	143		
43- 4051	Customer Service Representatives	51	57	\$26,734	1.96	111		
11- 9111	Medical and Health Services Managers	49	35	\$34,982	2.00	95		
33- 9032	Security Guards	23	50	\$26,000	7.58	84		
43- 6013	Medical Secretaries and Administrative Assistants	50	50	\$29,854	2.58	79		
13- 1071	Human Resources Specialists	33	40	\$37,440	2.44	68		
31- 1122	Personal Care Aides	62	37	\$25,052	2.33	64		
43- 6014	Secretaries and Administrative Assistants, Except Legal, Medical, and Executive	51	37	\$29,854	1.34	59		
53- 3031	Driver/Sales Workers	55	20	\$33,739	1.54	58		
53- 3033	Light Truck Drivers	35	27	\$31,200	1.79	55		
35- 2014	Cooks, Restaurant	57	31	\$25,327	1.59	54		
49- 3023	Automotive Service Technicians and Mechanics	32	28	\$34,871	1.73	51		
35- 2021	Food Preparation Workers	10	31	\$21,167	3.05	49		

SOC	Occupation	Occupations					Total Ads
		Median Duration	Ads Closed	Median Wage	JPLQ		
41-3091	Sales Representatives of Services, Except Advertising, Insurance, Financial Services, and Travel	34	27	\$33,280	1.28	48	
31-9092	Medical Assistants	52	25	\$29,120	1.98	47	
41-2011	Cashiers	50	24	\$21,167	1.52	47	
37-2012	Maids and Housekeeping Cleaners	59	23	\$21,060	3.16	47	
29-2052	Pharmacy Technicians	34	24	\$20,800	1.82	41	
41-3031	Securities, Commodities, and Financial Services Sales Agents	48	26	\$36,523	2.17	40	
15-1232	Computer User Support Specialists	32	19	\$37,492	1.33	32	
13-2011	Accountants and Auditors	57	15	\$48,405	0.98	30	
43-3031	Bookkeeping, Accounting, and Auditing Clerks	29	21	\$32,669	1.61	29	
43-4171	Receptionists and Information Clerks	56	14	\$23,247	1.72	26	
15-1256	Software Developers and Software Quality Assurance Analysts and Testers	19	8	n/a	1.02	21	
43-1011	First-Line Supervisors of Office and Administrative Support Workers	53	11	\$33,280	0.83	19	
35-3031	Waiters and Waitresses	66	9	\$11,178	0.85	18	
15-1244	Network and Computer Systems Administrators	30	11	\$51,938	0.83	15	
11-3031	Financial Managers	60	11	\$61,400	1.05	14	
11-2022	Sales Managers	48	11	\$33,280	1.39	14	
13-2098	Financial and Investment Analysts, Financial Risk Specialists, and Financial Specialists, All Other	42	10	n/a	1.55	13	
11-9041	Architectural and Engineering Managers	61	7	\$116,834	0.61	10	
13-1111	Management Analysts	53	5	n/a	0.39	9	
13-1198	Project Management Specialists and Business Operations Specialists, All Other	72	5	\$40,560	0.71	8	
11-2021	Marketing Managers	55	3	\$62,100	0.32	5	
15-1299	Computer Occupations, All Other	43	1	n/a	0.10	2	
15-1212	Information Security Analysts	n/a	0	n/a	0.20	1	

Openings by Locations

Location	Locations				Total Ads
	Median Duration	Ads Closed	Median Wage	JPLQ	
Schuylkill County, Pennsylvania	42	4,489	\$32,831	1.78	7,725

Openings by Employers

Employer Name	Employers				Total Ads	
	Median Duration	Ads Closed	Median Wage	Total Ads		
Lehigh Valley Health Network	52	81	n/a	209		
Walmart	6	156	\$40,891	201		
St. Luke's University Health Network	42	73	n/a	159		
Amazon Workforce Staffing	66	81	\$33,384	145		
Ashley Furniture	52	21	\$39,520	138		
GIANT FOOD STORES	5	77	n/a	77		
LOWES	16	52	n/a	77		
Geisinger	6	55	n/a	66		
Henkel	22	33	\$51,272	61		
Carrols Corporation	49	41	\$17,344	60		
Dollar General	105	20	n/a	57		
Workforce Resources	52	23	\$32,083	53		
JELD-WEN	29	35	\$37,440	51		
ADVANCE AUTO PARTS	42	16	\$24,532	50		
AutoZone	83	12	n/a	50		
Highwood	41	29	\$37,960	49		
CARGILL	57	29	\$34,715	48		
The ReDCo Group	59	22	\$32,240	46		
BAYADA Home Health Care	4	30	\$26,520	45		
Merakey	61	22	\$66,400	44		
Express Employment Professionals	33	24	\$24,960	43		
Employer Not Disclosed	180	15	\$29,395	41		
Rite Aid	52	17	n/a	39		
Adecco: USA	30	28	\$29,640	38		
Healthcare Services Group, Inc.	744	29	n/a	36		
Luther Ridge at Seiders Hill	30	29	n/a	36		
PeopleShare	25	29	\$31,567	36		
Fedex	12	23	\$29,517	35		
R.E. Garrison	15	33	n/a	35		

Employers

Employer Name	Median Duration	Ads Closed	Median Wage	Total Ads	
Aerotek	36	29	\$36,691	34	
CareGivers America	19	24	n/a	34	
The Pavilion at St. Luke Village	30	24	n/a	33	
Genesis Healthcare	24	15	n/a	32	
The Manor at St. Luke Village	31	22	n/a	31	
Allied universal	14	19	\$27,040	30	
Michaels	42	18	n/a	30	
ARYZTA	102	14	n/a	27	
Big Lots!	35	15	n/a	27	
H&K Group, Inc.	13	20	n/a	27	
Instacart Shoppers	6	27	n/a	27	
Mcdonald's	566	6	\$24,960	27	
DBI SERVICES LLC	19	11	n/a	26	
Domino's	73	3	\$37,012	25	
HomeDepot	56	1	n/a	25	
Hydro	85	10	\$46,298	25	
MANPOWER	29	18	\$33,280	25	
SYGMA Network - Pennsylvania Hostler	58	25	n/a	25	
DollarTree	92	3	\$35,697	24	
Tyson Foods	8	22	n/a	24	
IntelliSource	17	15	\$34,381	23	

Openings by Certifications

Certificate Name	Certifications				Total Ads	
	Median Duration	Ads Closed	Median Wage	Total Ads		
Driver's License	52	148	\$31,200	288		
Class A Commercial Driver's License (CDL-A)	15	172	\$44,414	216		
Certification in Cardiopulmonary Resuscitation (CPR)	46	85	\$28,080	171		
Registered Nurse (RN)	21	106	\$72,538	158		
Basic Life Support (BLS)	48	64	\$35,360	127		
Certified Nursing Assistant (CNA)	30	76	\$25,511	99		
Licensed Practical Nurse (LPN)	31	58	\$47,840	85		
Commercial Driver's License (CDL)	43	39	\$40,988	61		
Advanced Cardiac Life Support Certification (ACLS)	32	16	n/a	41		
First Aid Certification	54	14	\$30,160	33		
HAZMAT	20	20	\$93,099	32		
Transportation Worker Identification Credential (TWIC)	11	26	n/a	30		
Class B Commercial Driver's License (CDL-B)	16	11	\$41,169	23		
The American Registry of Radiologic Technologists (ARRT) Certification	55	10	n/a	22		
Medical Assistant Certification (MA)	50	13	\$27,591	21		
DOT Medical Card	10	19	\$80,000	20		
Emergency Medical Technician (EMT)	16	8	n/a	12		
ServSafe Food Protection Manager Certification	77	6	\$53,926	12		
Pediatric Advanced Life Support (PALS)	51	1	n/a	10		
Certified Peer Specialist (CPS)	58	4	\$27,560	9		
Licensed Professional Counselor (LPC)	47	7	\$55,700	9		
Medical Laboratory Technician (MLT)	43	7	n/a	9		
Medical Technologist (MT)	12	7	n/a	9		
Forklift Certified	51	3	\$33,280	8		
Certified Public Accountant (CPA)	57	5	\$20,800	7		

Openings by Hard Skills

Skill Name	Hard Skills				Total Ads
	Median Duration	Ads Closed	Median Wage	Total Ads	
Ability to Lift 51-100 lbs.	51	268	\$33,280	551	
Ability to Lift 41-50 lbs.	51	280	\$31,200	489	
Microsoft Office	40	234	\$33,036	412	
Microsoft Excel	50	237	\$32,240	409	
Manufacturing	49	193	\$37,440	354	
Forklifts	51	166	\$33,464	290	
Health/Wellness	32	151	\$33,280	248	
Mathematics	47	112	\$35,360	215	
English	54	135	\$32,668	209	
Ability to Lift 21-30 lbs.	38	114	\$26,000	205	
Ability to Lift 31-40 lbs.	52	104	\$27,040	200	
Cash Handling	64	70	\$19,883	189	
Spanish	50	102	\$32,240	185	
Microsoft Outlook	49	119	\$31,928	181	
Retail Sales	47	81	\$26,416	179	
Tractor-Trailer Trucks	18	145	\$72,927	176	
Sales	46	86	\$36,461	168	
Keyboarding/Typing	43	73	\$33,280	140	
Mechanical	48	66	\$34,785	133	
Microsoft Word	51	71	\$31,834	133	
Tape Measures	52	61	\$33,344	111	
Pallet Jacks	49	57	\$33,718	106	
Microsoft PowerPoint	48	74	\$33,280	101	
Merchandising	51	40	\$26,260	100	
Long-Term Care	18	79	\$47,840	96	
Inventory Management	50	45	\$30,000	88	
SAP	38	52	\$45,760	86	
Plumbing	50	51	\$36,461	85	
Using Ladders	38	47	\$32,375	79	

Hard Skills

Skill Name	Median Duration	Ads Closed	Median Wage	Total Ads	
Bilingual	37	44	\$33,280	74	
Personal Computers (PC)	48	36	\$34,014	73	
Hand Trucks	53	52	\$33,036	72	
Nursing	24	48	\$62,400	70	
Medical Terminology	49	35	\$27,774	65	
Cash Registers	104	28	\$18,216	60	
Food Service	58	28	\$20,953	59	
Hand Tools	49	29	\$33,724	58	
Home Health Care	50	37	\$23,614	57	
Food Preparation	73	27	\$21,901	55	
Teaching/Training, Job	49	34	\$47,420	54	
Ability to Lift 11-20 lbs.	56	26	\$29,414	52	
Calculators	19	21	\$33,280	49	
Welding	53	21	\$39,520	45	
Ability to Lift 1-10 lbs.	44	26	\$22,880	44	
Lean Manufacturing	58	27	n/a	44	
Autodesk AutoCAD	40	24	\$51,272	42	
Medication Administration	19	24	\$47,840	42	
Lean Six Sigma	36	26	\$64,817	41	
Electronic Health Record (EHR)	80	18	\$27,560	38	
Power Tools	51	19	\$36,645	38	






























Openings by Soft Skills

Skill Name	Soft Skills				Total Ads
	Median Duration	Ads Closed	Median Wage	Total Ads	
Communication (Verbal and written skills)	50	1,511	\$32,999	2,730	
Cooperative/Team Player	46	849	\$33,280	1,505	
Customer Service	32	818	\$29,517	1,460	
Self-Motivated/Ability to Work Independently/Self Leadership	50	546	\$33,280	962	
Adaptability/Flexibility/Tolerance of Change and Uncertainty	50	470	\$31,934	932	
Detail Oriented/Meticulous	52	491	\$31,261	873	
Organization	51	412	\$31,934	766	
Accountable/Responsible/Reliable/Dependable/Trustworthy	51	443	\$31,200	743	
Ability to Work in a Fast Paced Environment	51	364	\$31,567	707	
Supervision/Management	44	303	\$39,887	592	
Problem Solving	51	299	\$35,360	510	
Interpersonal Relationships/Maintain Relationships	41	275	\$35,360	474	
Coachable/Willingness to Learn	35	176	\$39,520	422	
Multi-Task	50	196	\$31,200	353	
Work Ethic/Hard Working	42	201	\$31,200	330	
Prioritize	50	192	\$32,448	324	
Punctual	52	154	\$34,590	298	
Enthusiastic/Energetic	51	129	\$31,773	294	
Integrity/Honesty	6	197	\$33,280	261	
Good Judgment	49	137	\$33,036	253	
Listening	31	136	\$29,854	239	
Time Management/Time Utilization	49	134	\$29,517	235	
Leadership	51	97	\$34,982	227	
Optimism/Positive Attitude	53	108	\$31,200	222	
Clerical	31	118	\$32,271	203	
Analytical	47	110	\$42,305	198	
Decision Making/Decisiveness	52	81	\$37,960	172	
Reasoning	50	89	\$33,036	161	
Customer Focused	75	64	\$34,400	148	

Soft Skills

Skill Name	Median Duration	Ads Closed	Median Wage	Total Ads	
Initiative	50	71	\$36,203	148	
Confidentiality/Information Sensitivity	51	79	\$31,567	138	
Outgoing/Extrovert/People Person	62	89	\$28,141	130	
Coaching/Mentoring	48	58	\$29,365	121	
Manual Dexterity	40	53	\$29,120	112	
Troubleshooting	33	57	\$40,988	107	
Efficiency	21	54	\$34,590	96	
Project Management	53	45	\$36,600	90	
Dispute Resolution/Conflict Resolution/Diplomacy/Problem Resolution	47	44	\$36,431	83	
Common Sense	43	42	\$37,960	79	
Negotiation	50	50	\$42,732	68	
Goal Oriented	52	26	\$26,107	63	
Crisis Management	16	31	\$26,520	60	
Motivational	53	32	\$28,845	54	
Critical Thinking	60	36	\$33,036	53	
Competitiveness	47	33	\$59,437	51	
Ambitious	55	13	\$20,188	45	
Self Confidence	64	21	\$32,240	45	
Telephone Etiquette	52	13	\$26,061	40	
Stress Management	56	14	\$31,200	38	
Results Focused	52	25	\$29,120	35	

Openings by Job Titles

Job Title	Job Titles				Total Ads
	Median Duration	Ads Closed	Median Wage	Total Ads	
Distribution Center Team Member - Full Time - Located in PA	5	40	n/a	40	
CDL-A Driving Jobs - 2 Yrs. OTR EXP Req&s;d - Dedicated Lanes	15	35	n/a	36	
Hostler - Excellent Benefits - Tuition Assistance	68	35	n/a	35	
Manufacturing Associate	52	24	\$39,520	35	
Warehouse Associate - Full Time - Located in PA	5	33	n/a	33	
Sales Associate	75	25	\$20,280	29	
Manufacturing Team Member - Pottsville	n/a	0	\$39,520	27	
Full Service Shopper (Car Required)	6	26	n/a	26	
Machine Operator	55	16	\$34,973	25	
Cashier	32	10	n/a	24	
Warehouse Associate	60	13	\$31,200	24	
Warehouse Team Member	47	12	\$33,806	24	
LPN - Licensed Practical Nurse	31	18	n/a	23	
Manufacturing Associate - Great Health Benefits	n/a	0	\$39,520	23	
Medical & Healthcare	n/a	0	\$34,982	23	
Team Member	14	13	\$20,051	23	
Warehouse Worker - Located in PA	6	23	n/a	23	
Dietary Aide	62	12	\$21,320	22	
Housekeeper	65	11	\$20,800	22	
Part Time Manufacturing Laborer - Pottsville	n/a	0	\$39,520	22	
Retail Sales Associate	65	3	\$25,841	22	
Shift Supervisor	35	16	\$40,254	22	
CNA - Certified Nursing Assistant	31	15	\$30,955	21	
Customer Service Representative	92	7	n/a	21	
Direct Support Professional	56	10	\$29,120	21	
Furniture Assembly - Pottsville	n/a	0	\$39,520	21	
Delivery Driver	59	6	\$34,718	20	
Production Worker	60	12	\$31,773	20	
CDL A Regional Truck Driver	5	19	n/a	19	

Job Titles

Job Title	Median Duration	Ads Closed	Median Wage	Total Ads	
Registered Nurse (RN)	8	16	\$62,400	19	
Assistant Store Manager	265	5	n/a	18	
Inventory Associate - 3607	34	12	n/a	18	
Cook	107	13	\$22,381	17	
Forklift Operator	48	11	\$30,576	17	
Physical Therapist Assistant (PTA)	18	17	n/a	17	
Residential Assistant	30	15	n/a	17	
Student Truck Driver Needed	43	17	n/a	17	
ADMINISTRATIVE ASSISTANT	16	13	\$32,974	16	
Food Service Worker	13	8	\$22,880	16	
Licensed Practical Nurse (LPN)	9	13	n/a	16	
Registered Nurse	6	10	n/a	16	
Warehouse Worker	60	7	\$33,280	16	
General Laborer	61	9	\$30,252	15	
Material Handler	60	10	\$31,751	15	
Warehouse Worker - Full Time - Located in PA	6	15	n/a	15	
Amazon Picker Packer - Immediate Hire (Hamburg)	98	13	\$33,384	14	
Freight Handler - Located in PA	6	14	n/a	14	
Heavy Equipment Operator	9	10	\$33,280	14	
Maintenance Mechanic	55	6	\$49,545	14	
RN - Registered Nurse	31	10	n/a	14	
Retail Merchandiser	38	8	\$24,226	14	
Assistant Manager	23	7	n/a	13	
Certified Nursing Assistant - CNA	9	11	\$31,200	13	
Class A OTR Truck Driver	4	12	\$38,480	13	
Driver	7	8	n/a	13	
LPN	5	9	\$47,840	13	
Security Officer	49	4	n/a	13	
Field In-Home Solutions Technician	34	4	\$33,280	12	
Food Service Worker/Kitchen Helper/Dietary Aide	770	8	n/a	12	
General Labor	49	6	\$29,557	12	

Job Titles

Job Title	Median Duration	Ads Closed	Median Wage	Total Ads	
Maintenance Technician	52	5	\$52,178	12	
Pharmacy Technician	55	5	\$20,800	12	
Warehouse Picker Packer - Hiring Now	51	12	\$33,384	12	
Amazon Picker Packer with Night Shifts Available	110	11	\$33,384	11	
CNA	18	10	\$31,200	11	
Production Supervisor	76	4	\$39,520	11	
Registered Nurse (RN) - Home Care	4	9	n/a	11	
General Production	37	3	\$36,645	10	
Laborer	53	2	\$27,163	10	
STORE MANAGER CANDIDATE in PA	134	5	n/a	10	
Sales Associate - \$12.50/hr - Reading, PA	8	10	\$26,000	10	
Sales Representative	51	8	\$60,739	10	
caregiver	40	6	\$24,012	10	
Automotive Technician	63	4	\$29,671	9	
Janitor	11	7	\$26,000	9	
Local Class A Hazmat Driver - Home Weekends	12	9	n/a	9	
Medical Assistant	50	3	\$26,061	9	
Operations Admin I - III (Senior)	12	6	\$29,517	9	
Phlebotomist	88	5	n/a	9	
Store Hourly	n/a	0	n/a	9	
Unit Manager - RN	29	7	n/a	9	
Warehouse Package Handler - 4 day work week	n/a	0	\$33,384	9	
CDL A Truck Driver	3	7	\$85,000	8	
Dishwasher	65	4	\$17,374	8	
Home Health Aide	58	6	\$22,880	8	
Laundry Aide	10	7	\$22,284	8	
Licensed Practical Nurse	12	5	\$47,840	8	
Line Cook/Prep Cook	50	7	\$22,636	8	
Manufacturing Associate - Part Time	n/a	0	\$39,520	8	
Operations Manager	14	6	n/a	8	
Porter	50	5	n/a	8	

Job Titles

Job Title	Median Duration	Ads Closed	Median Wage	Total Ads	
Process Engineer	69	3	\$40,060	8	
Receptionist	31	5	n/a	8	
Reg Spec	58	4	n/a	8	
Seeking Mechanics - Automotive Technicians - Full Training	17	8	n/a	8	
Shift Manager	523	1	\$24,960	8	
Store Manager	29	2	n/a	8	
CDL A Truck Drivers: Home most weekends	n/a	0	n/a	7	
CDL-A Company Truck Driver	5	7	n/a	7	
Casual Truck Driver - CDL Class A/No Touch Freight - Penske Logistics	10	7	n/a	7	

Openings by Education Levels

Education Levels				
Minimum Education Level	Median Duration	Ads Closed	Median Wage	Total Ads
High school diploma or equivalent	52	1,474	\$31,567	2,772
Bachelor's degree	49	277	\$49,410	525
Associate's degree	49	130	\$39,832	233
Master's degree	60	56	\$58,448	93
Doctoral or professional degree	13	8	\$87,100	14
Unspecified/other	29	2,544	\$33,280	4,088

Openings by Programs

Program Name	Programs				Total Ads	
	Median Duration	Ads Closed	Median Wage	Total Ads		
Business	23	73	\$62,100	120		
Nursing	32	48	\$68,640	97		
Engineering	52	29	\$90,165	58		
Accounting	25	32	\$46,257	50		
Social Work	54	21	\$56,406	40		
Logistics	19	22	\$37,196	36		
Psychology	50	23	\$36,803	36		
Finance	38	21	\$61,000	32		
Business Administration	51	15	\$37,196	29		
Pharmacy	51	10	\$52,169	24		
Speech-Language Pathology	33	15	n/a	23		
Science	53	15	\$79,817	20		
Supply Chain Management	14	14	\$37,196	20		
Marketing	50	12	\$59,816	19		
Chemistry	46	9	\$50,669	18		
Education	52	11	\$37,440	18		
Mechanical Engineering	31	8	n/a	18		
Business Management	30	7	\$35,360	17		
Computer Science	51	8	\$39,832	17		
Physical Therapy	53	9	n/a	17		
Human Resources	47	8	\$69,200	16		
Human Services	71	8	\$35,360	15		
Counseling	19	3	\$36,000	13		
Medical Assistant	53	4	\$44,537	13		
Technical	50	6	\$71,999	13		
Civil Engineering	24	8	n/a	11		
Industrial Engineering	14	6	n/a	11		
Sociology	50	10	\$59,251	11		
Supply Chain	44	6	\$56,780	10		

Programs

Program Name	Median Duration	Ads Closed	Median Wage	Total Ads
Social Science	51	6	\$36,803	9
Transportation	12	8	n/a	9
Electrical	13	4	\$61,037	8
Information Technology	39	4	\$51,863	8
Biology	53	6	\$59,437	7
Chemical	41	2	\$36,400	7
Chemical Engineering	44	2	n/a	7
Criminal Justice	51	6	\$36,803	7
Mathematics	15	7	\$61,467	7
Special Education	63	5	\$59,500	7
Agriculture	117	2	n/a	6
Engineering Technology	13	2	n/a	6
Food Science	215	3	n/a	6
Merchandising	94	2	\$52,000	6
Operations Management	26	2	n/a	6
Statistics	15	6	\$59,437	6
Construction Management	61	3	n/a	5
Electrical Engineering	50	1	\$44,537	5
Electrical Engineering Technology	n/a	0	\$51,272	5
Healthcare Administration	50	3	n/a	5
Management	34	5	n/a	5

Openings by Job Types

Type	Job Types				Total Ads
	Median Duration	Ads Closed	Median Wage	Total Ads	
Full-Time	30	2,789	\$33,280	4,388	
Part-Time	49	1,169	\$30,993	1,958	
Permanent	29	175	\$35,350	337	
Temporary (unspecified)	52	193	\$31,567	322	
Temporary (short-term)	39	44	\$34,994	57	
Temp-to-Hire	31	41	\$32,083	55	
Temporary (long-term)	19	9	\$38,909	13	
Unspecified/other	53	1,122	\$33,647	2,317	

Data Notes

Job ads data are online job posts from the Real-Time Intelligence (RTI) data set, produced wholly by Chmura and gleaned from over 30,000 websites. Data are subject to revision. Data in this report reflect ads meeting criteria in the Query Definition, including being active during the Query Definition time-frame and being advertised for any Zip Code Tabulation Area in or intersecting with the Query Definition region(s).

Historical volume is revised as additional data are made available and processed. Since many extraneous factors can affect short-term volume of online job postings, time-series data can be volatile and should be used with caution.

All ad counts represent deduplicated figures. It is not always possible to conclusively identify duplicate ads with the information provided. Characteristics that impact this determination are the wording of the ads, volume of information provided, the timing of the ads, and the sites where the ads appear. Roughly two-thirds of ad volume is removed through this process.

RTI wages are extracted from job postings as given and are analyzed and converted into hourly or annual formats. When wages provided are hourly, the conversion to annual wages assumes full-time, year-long employment. When a wage is given as a range, a single wage is selected within that range based upon our analysis of the “most likely” wage given those circumstances. Displayed wages in RTI may not include commissions or overtime, depending upon how the source ads present those wages. After all analysis and cleaning, roughly 12% of all job postings provide a usable wage.

Approximately 4% of jobs are omitted from the RTI duration data due to quality reasons. For example, ads open for an inordinately long period—indicating that it is likely being left up not for one, but for multiple openings—are excluded from the duration data. These ads are also excluded from the count of “Ads Closed.”

FAQ

How does the time period work?

Online job postings included in this report are those that meet the Query Definition parameters (shown above) and that were active at any point in the specified time frame preceding the date this report is generated. As such, this report may include some ads that were closed as of the date of this report; in addition, this report may include some ads that were first posted prior to the specified time frame referred to above.

What are “active” and “closed” ads?

An “active” ad refers to an online job posting that was still posted online when Chmura’s web crawler last viewed that page, which occurs at least once a week. An ad is considered “closed” if Chmura’s web crawler no longer sees the ad listed or if the ad is specifically designated on the site as no longer being active.

Is every online-job-ad website included in these data?

We make every attempt to catch all of the significant job-posting websites across the United States, but we cannot guarantee complete, 100% coverage. If you have any questions about a particular website, please don’t hesitate to ask.

About This Report

This report and all data herein were produced by JobsEQ®, a product of Chmura Economics & Analytics. The information contained herein was obtained from sources we believe to be reliable. However, we cannot guarantee its accuracy and completeness.