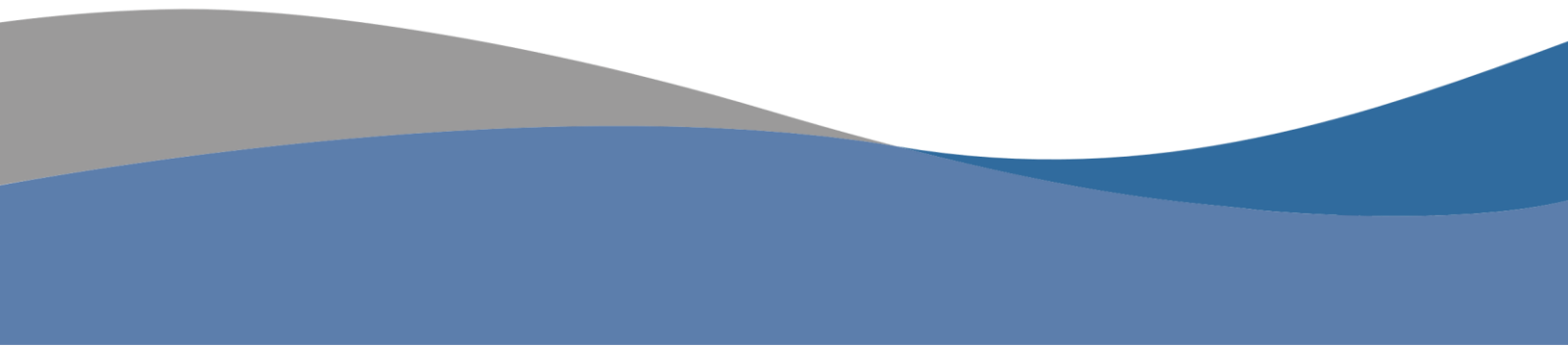




Real-Time Intelligence Report



Query Definition	3
Summary	4
Openings by Occupations.....	5
Openings by Locations	7
Openings by Employers.....	8
Openings by Certifications	12
Openings by Hard Skills	13
Openings by Soft Skills	14
Openings by Job Titles.....	15
Openings by Education Levels.....	17
Openings by Programs	18
Openings by Job Types	20
Data Notes.....	21

Query Definition


















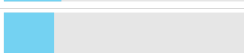

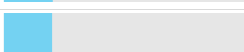
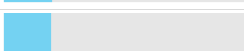
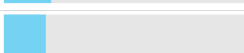
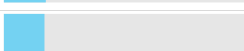
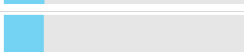
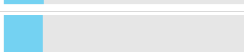
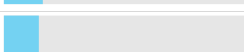
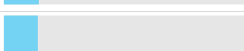
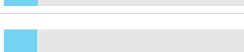
Online job postings that were active from 8/16/2022 to 8/16/2023, meeting the following criteria:

- This region: Schuylkill County, Pennsylvania

Summary

Total Job								Education		
Posts	Occupations	Locations	Employers	Certifications	Hard Skills	Soft Skills	Job Titles	Levels	Programs	Job Types
13,191	505	709	2,218	197	952	96	7,376	6	186	9

Openings by Occupations

SOC	Occupation	Occupations		Active Job Ads
		Median Wage	Active	
29-1141.00	Registered Nurses	\$73,500	738	
53-7065.00	Stockers and Order Fillers	\$37,440	638	
53-3032.00	Heavy and Tractor-Trailer Truck Drivers	\$57,200	546	
41-1011.00	First-Line Supervisors of Retail Sales Workers	\$40,560	450	
41-2031.00	Retail Salespersons	\$25,694	390	
49-9071.00	Maintenance and Repair Workers, General	\$51,970	344	
31-1131.00	Nursing Assistants	\$38,174	307	
29-2061.00	Licensed Practical and Licensed Vocational Nurses	\$54,080	305	
21-1093.00	Social and Human Service Assistants	\$33,280	288	
53-7062.00	Laborers and Freight, Stock, and Material Movers, Hand	\$35,727	280	
51-9199.00	Production Workers, All Other	\$38,480	269	
35-3023.00	Fast Food and Counter Workers	\$22,880	267	
37-2011.00	Janitors and Cleaners, Except Maids and Housekeeping Cleaners	\$34,320	261	
51-1011.00	First-Line Supervisors of Production and Operating Workers	\$46,800	260	
11-9111.00	Medical and Health Services Managers	\$71,060	258	
35-1012.00	First-Line Supervisors of Food Preparation and Serving Workers	\$35,360	230	
31-1122.00	Personal Care Aides	\$32,240	174	
43-4051.00	Customer Service Representatives	\$34,320	152	
29-1123.00	Physical Therapists	\$86,880	148	
29-1127.00	Speech-Language Pathologists	\$83,200	146	
33-9032.00	Security Guards	\$33,647	143	
43-6013.00	Medical Secretaries and Administrative Assistants	\$29,120	127	
21-1014.00	Mental Health Counselors	\$56,160	123	
53-3031.00	Driver/Sales Workers	\$36,461	121	
49-1011.00	First-Line Supervisors of Mechanics, Installers, and Repairers	\$55,671	118	
37-1011.00	First-Line Supervisors of Housekeeping and Janitorial Workers	\$28,447	106	
29-2034.00	Radiologic Technologists and Technicians	\$83,200	103	
41-3091.00	Sales Representatives of Services, Except Advertising, Insurance, Financial Services, and Travel	\$53,700	101	

Occupations

SOC	Occupation	Median Wage	Active Job Ads	Active	
13- 1071.00	Human Resources Specialists	\$45,700	100	<div style="width: 100%; height: 10px; background-color: #00a0e3;"></div>	<div style="width: 0%; height: 10px; background-color: #cccccc;"></div>
29- 1071.00	Physician Assistants	\$98,400	99	<div style="width: 99%; height: 10px; background-color: #00a0e3;"></div>	<div style="width: 1%; height: 10px; background-color: #cccccc;"></div>
35- 2021.00	Food Preparation Workers	\$31,384	98	<div style="width: 98%; height: 10px; background-color: #00a0e3;"></div>	<div style="width: 2%; height: 10px; background-color: #cccccc;"></div>
53- 7051.00	Industrial Truck and Tractor Operators	\$38,541	98	<div style="width: 98%; height: 10px; background-color: #00a0e3;"></div>	<div style="width: 2%; height: 10px; background-color: #cccccc;"></div>
31- 9092.00	Medical Assistants	\$44,293	96	<div style="width: 96%; height: 10px; background-color: #00a0e3;"></div>	<div style="width: 4%; height: 10px; background-color: #cccccc;"></div>
29- 1171.00	Nurse Practitioners	\$106,054	89	<div style="width: 89%; height: 10px; background-color: #00a0e3;"></div>	<div style="width: 11%; height: 10px; background-color: #cccccc;"></div>
11- 1021.00	General and Operations Managers	\$41,088	87	<div style="width: 87%; height: 10px; background-color: #00a0e3;"></div>	<div style="width: 13%; height: 10px; background-color: #cccccc;"></div>
15- 1232.00	Computer User Support Specialists	\$45,885	82	<div style="width: 82%; height: 10px; background-color: #00a0e3;"></div>	<div style="width: 18%; height: 10px; background-color: #cccccc;"></div>
47- 2061.00	Construction Laborers	\$37,440	81	<div style="width: 81%; height: 10px; background-color: #00a0e3;"></div>	<div style="width: 19%; height: 10px; background-color: #cccccc;"></div>
11- 9041.00	Architectural and Engineering Managers	\$78,500	76	<div style="width: 76%; height: 10px; background-color: #00a0e3;"></div>	<div style="width: 24%; height: 10px; background-color: #cccccc;"></div>
43- 6014.00	Secretaries and Administrative Assistants, Except Legal, Medical, and Executive	\$31,567	76	<div style="width: 76%; height: 10px; background-color: #00a0e3;"></div>	<div style="width: 24%; height: 10px; background-color: #cccccc;"></div>
37- 2012.00	Maids and Housekeeping Cleaners	\$27,560	75	<div style="width: 75%; height: 10px; background-color: #00a0e3;"></div>	<div style="width: 25%; height: 10px; background-color: #cccccc;"></div>
19- 5011.00	Occupational Health and Safety Specialists	\$48,500	73	<div style="width: 73%; height: 10px; background-color: #00a0e3;"></div>	<div style="width: 27%; height: 10px; background-color: #cccccc;"></div>
41- 3031.00	Securities, Commodities, and Financial Services Sales Agents	\$37,440	72	<div style="width: 72%; height: 10px; background-color: #00a0e3;"></div>	<div style="width: 28%; height: 10px; background-color: #cccccc;"></div>
49- 3031.00	Bus and Truck Mechanics and Diesel Engine Specialists	\$54,080	71	<div style="width: 71%; height: 10px; background-color: #00a0e3;"></div>	<div style="width: 29%; height: 10px; background-color: #cccccc;"></div>
41- 2011.00	Cashiers	\$27,040	69	<div style="width: 69%; height: 10px; background-color: #00a0e3;"></div>	<div style="width: 31%; height: 10px; background-color: #cccccc;"></div>
11- 9051.00	Food Service Managers	\$47,100	68	<div style="width: 68%; height: 10px; background-color: #00a0e3;"></div>	<div style="width: 32%; height: 10px; background-color: #cccccc;"></div>
43- 1011.00	First-Line Supervisors of Office and Administrative Support Workers	\$47,228	67	<div style="width: 67%; height: 10px; background-color: #00a0e3;"></div>	<div style="width: 33%; height: 10px; background-color: #cccccc;"></div>
53- 3033.00	Light Truck Drivers	\$43,680	62	<div style="width: 62%; height: 10px; background-color: #00a0e3;"></div>	<div style="width: 38%; height: 10px; background-color: #cccccc;"></div>
53- 7064.00	Packers and Packers, Hand	\$34,167	61	<div style="width: 61%; height: 10px; background-color: #00a0e3;"></div>	<div style="width: 39%; height: 10px; background-color: #cccccc;"></div>
43- 5071.00	Shipping, Receiving, and Inventory Clerks	\$40,560	55	<div style="width: 55%; height: 10px; background-color: #00a0e3;"></div>	<div style="width: 45%; height: 10px; background-color: #cccccc;"></div>
35- 2014.00	Cooks, Restaurant	\$31,200	52	<div style="width: 52%; height: 10px; background-color: #00a0e3;"></div>	<div style="width: 48%; height: 10px; background-color: #cccccc;"></div>

Openings by Locations

Location	Locations		Active Job Ads
	Median Wage	Active Job Ads	
Hazleton, Pennsylvania	\$40,560	1,321	
Pottsville, Pennsylvania	\$36,767	970	
Pottsville, PA 17901	\$34,687	771	
Hazleton, PA 18201	\$37,440	544	
Hazleton, PA 18202	\$37,830	441	
Orwigsburg, PA - 100 Paramount Blvd	n/a	251	
Pottsville, Pennsylvania 17901	\$40,040	229	
Tamaqua, Pennsylvania	\$40,709	215	
Coaldale, PA - 360 W Ruddle St	n/a	214	
Tamaqua, PA 18252	\$33,895	191	
Hazle Township, Pennsylvania	\$38,909	185	
Schuylkill Haven, Pennsylvania	\$36,400	185	
Hazleton, Pennsylvania 18202	\$44,127	174	
Hazleton, Pennsylvania 18201	\$46,565	169	
Orwigsburg, PA 17961	\$36,920	149	
Hazle Township, PA 18202	\$31,567	144	
Schuylkill Haven, PA 17972	\$35,360	139	
West Hazleton, PA, West Hazleton, Pennsylvania, 18202-1209	n/a	128	
Frackville, PA 17931	\$35,928	121	
17901	\$37,440	118	
Minersville, Pennsylvania	\$53,821	118	
Cressona, Pennsylvania	\$46,987	117	
Frackville, Pennsylvania	\$41,600	115	
Hazleton, PA, 18201	n/a	115	
Orwigsburg, Pennsylvania	\$37,441	111	

Openings by Employers

Employer Name	Employers		Active Job Ads
	Median Wage	Active	
St. Luke's University Health Network	\$35,330	579	
LOWES	\$34,562	248	
Lehigh Valley Health Network	\$50,068	238	
Geisinger	\$31,200	184	
Consulate Healthcare	\$27,040	158	
Franchise Career Advisor	n/a	147	
Walmart	\$49,125	139	
Express Employment Professionals	\$32,846	117	
Healthcare Services Group, Inc.	n/a	107	
Cynet Health	n/a	106	
Merakey	\$35,360	106	
Allied universal	\$34,391	82	
Ashley Furniture	n/a	79	
Dollar General	n/a	79	
Fusion Medical Staffing	n/a	79	
ADVANCE AUTO PARTS	\$25,511	78	
GIANT FOOD STORES	n/a	74	
Aerotek	\$42,334	71	
Cynet HealthStaff	n/a	71	
Sheetz	\$37,440	71	
Wegmans Food Markets	\$53,958	71	
Big Lots!	\$31,934	70	
Serta Simmons Bedding	n/a	67	
Ryder.	\$52,000	64	
CARGILL	\$38,152	61	
The Gardens at York Terrace	\$53,144	61	
Mcdonald's	\$20,800	58	
AutoZone	\$41,169	55	
Henkel	\$81,120	55	

Employers

Employer Name	Median Wage	Active	
		Job	Ads
Post Holdings, Inc.	\$37,440	55	
Empire Education Group	\$37,440	54	
Ingram Micro	\$48,743	54	
Michael Foods	\$34,840	53	
Jobot	\$65,340	51	
PeopleShare Inc	\$39,732	51	
Turkey Hill	\$25,694	50	
Ace Hardware Corporation	n/a	48	
Geisinger Health System	\$31,200	48	
Procare Therapy	\$82,680	47	
Michaels	\$37,180	46	
Tyson Foods	\$46,072	46	
Highwood	\$40,862	45	
AdventHealth	\$74,880	44	
Genesis Healthcare	n/a	44	
Community Options, Inc.	\$32,240	42	
H&K Group	n/a	42	
Towne Nursing / Towne Healthcare	\$68,640	42	
GPS Hospitality, Inc.	n/a	40	
Pottsville Rehabilitation and Nursing	\$62,400	40	
Honeywell	\$49,109	39	
SunBelt Staffing	n/a	39	
The Hershey Company	\$61,069	38	
Sodexo	n/a	37	
Ashley Distribution Services Ltd	n/a	36	
Aspen Dental	\$35,727	36	
H&K Group, Inc.	n/a	35	
JELD-WEN	\$53,040	35	
American Red Cross	n/a	34	
DollarTree	\$37,440	34	

Employers

Employer Name	Median Wage	Active	
		Job	Ads
Hydro	\$47,788	34	
The ReDCo Group	\$31,934	34	
Aveanna Healthcare	\$54,080	33	
Domino's	\$16,640	33	
Fedex	\$36,400	33	
Adecco: USA	\$33,280	32	
StarrTrax	\$50,654	31	
UFP Industries	n/a	31	
Reading Blue Mountain and Northern Railroad Company	n/a	30	
UPS	\$32,822	30	
BTI Solutions	n/a	29	
CVS Health	n/a	29	
FactoryFix	\$45,760	29	
Rosewood Rehabilitation & Nursing Center	\$39,520	29	
The Giant Company	n/a	29	
Alegiant Healthcare Staffing	n/a	28	
Cardinal Logistics	n/a	28	
ENCOMPASS HEALTH	n/a	28	
Employer Not Disclosed	\$32,492	28	
Family Dollar	n/a	28	
Harbor Freight Tools	\$34,320	28	
Hydro Extrusion USA, LLC	\$46,987	28	
Reliant Rehabilitation	\$60,320	28	
Department of Justice	\$66,866	27	
Fundamental Labor Strategies	\$58,240	27	
Ashley Distribution Services	\$46,800	26	
Amazon.com Services LLC	\$52,000	25	
Aspire Bakeries	n/a	25	
Cynet Systems	n/a	25	
Dish Network	\$36,920	25	

Employers

Employer Name	Median Wage	Active	
		Job Ads	
Burger King	\$27,774	24	<div style="width: 24px; height: 10px; background-color: #ccc;"></div>
PeopleShare	\$37,440	24	<div style="width: 24px; height: 10px; background-color: #ccc;"></div>
AccentCare, Inc.	\$86,400	23	<div style="width: 23px; height: 10px; background-color: #ccc;"></div>
Ayr Wellness	n/a	23	<div style="width: 23px; height: 10px; background-color: #ccc;"></div>
Greenwood Center for Nursing and Rehab	n/a	23	<div style="width: 23px; height: 10px; background-color: #ccc;"></div>
Ruby Tuesday	n/a	23	<div style="width: 23px; height: 10px; background-color: #ccc;"></div>
abm	n/a	23	<div style="width: 23px; height: 10px; background-color: #ccc;"></div>
Amazon DSP Driver	n/a	22	<div style="width: 22px; height: 10px; background-color: #ccc;"></div>
Hydro Extrusion North America	\$44,741	22	<div style="width: 22px; height: 10px; background-color: #ccc;"></div>
Mountain City Nursing & Rehabilitation	\$29,640	22	<div style="width: 22px; height: 10px; background-color: #ccc;"></div>
Pilot flying j	n/a	22	<div style="width: 22px; height: 10px; background-color: #ccc;"></div>

Openings by Certifications

Certificate Name	Certifications		Active Job Ads
	Median Wage	Active	
Driver's License	\$35,360	526	
Registered Nurse (RN)	\$74,190	436	
Basic Life Support (BLS)	\$74,880	421	
Certification in Cardiopulmonary Resuscitation (CPR)	\$39,520	310	
Licensed Practical Nurse (LPN)	\$53,144	165	
Class A Commercial Driver's License (CDL-A)	\$57,200	155	
Advanced Cardiac Life Support Certification (ACLS)	\$65,000	151	
Commercial Driver's License (CDL)	\$58,240	146	
Certified Nursing Assistant (CNA)	\$29,120	96	
ServSafe Food Protection Manager Certification	\$58,200	92	
HAZMAT	\$57,200	66	
Pediatric Advanced Life Support (PALS)	\$105,391	64	
The American Registry of Radiologic Technologists (ARRT) Certification	n/a	58	
Neonatal Resuscitation Program (NRP)	n/a	42	
First Aid Certification	\$39,000	41	
Medical Assistant Certification (MA)	\$46,565	37	
Medical Laboratory Technician (MLT)	\$103,559	31	
Licensed Professional Counselor (LPC)	\$58,000	27	
Occupational Therapist Registered (OTR)	n/a	23	
Class B Commercial Driver's License (CDL-B)	\$43,436	22	
Certified in Diagnostic Radiology	n/a	21	
Board Certified Behavior Analyst (BCBA)	\$58,240	20	
Medical Technologist (MT)	n/a	20	
Family Nurse Practitioner (FNP-BC)	n/a	19	
Board Certified Assistant Behavior Analyst (BCaBA)	\$38,480	18	

Openings by Hard Skills

Hard Skills

Skill Name	Median Wage	Active Job Ads	Active	
			Median Wage	Active Job Ads
Ability to Lift 51-100 lbs.	\$37,440	1,023		
Ability to Lift 41-50 lbs.	\$37,440	819		
Manufacturing	\$45,760	762		
Microsoft Office	\$45,700	742		
Microsoft Excel	\$42,176	735		
Ability to Lift 21-30 lbs.	\$35,804	446		
Forklifts	\$39,704	383		
Mathematics	\$40,040	373		
Retail Sales	\$33,280	365		
Spanish	\$35,214	344		
Microsoft Outlook	\$40,840	336		
Ability to Lift 31-40 lbs.	\$37,440	278		
Cash Handling (Cashier)	\$29,342	264		
Bilingual	\$38,480	260		
SAP	\$43,497	254		
Merchandising	\$31,170	245		
English	\$43,007	240		
Microsoft Word	\$37,440	229		
Sales	\$42,640	222		
Microsoft PowerPoint	\$46,800	218		
Mechanical	\$42,334	217		
Tractor-Trailer Trucks	\$53,123	212		
Plumbing	\$44,720	209		
Teaching/Training, Job	\$47,965	203		
Epic Systems	\$65,920	183		

Openings by Soft Skills

Soft Skills

Skill Name	Median Wage	Active Job Ads	Active	
			Median Wage	Active Job Ads
Communication (Verbal and written skills)	\$38,480	5,012		
Cooperative/Team Player	\$38,336	3,086		
Customer Service	\$36,920	2,662		
Organization	\$38,032	1,263		
Supervision/Management	\$57,151	1,204		
Detail Oriented/Meticulous	\$38,333	1,186		
Problem Solving	\$46,250	1,148		
Self-Motivated/Ability to Work Independently/Self Leadership	\$40,040	1,091		
Adaptability/Flexibility/Tolerance of Change and Uncertainty	\$40,717	1,069		
Interpersonal Relationships/Maintain Relationships	\$37,953	989		
Ability to Work in a Fast Paced Environment	\$38,163	982		
Multi-Task	\$39,000	613		
Optimism/Positive Attitude	\$35,360	607		
Leadership	\$55,671	596		
Punctual	\$39,704	529		
Prioritize	\$41,600	510		
Good Judgment	\$40,488	503		
Time Management/Time Utilization	\$39,520	482		
Analytical	\$56,400	454		
Work Ethic/Hard Working	\$37,015	450		
Listening	\$33,709	426		
Coachable/Willingness to Learn	\$36,920	389		
Clerical	\$36,431	339		
Initiative	\$41,600	334		
Project Management	\$54,937	290		

Openings by Job Titles







Job Title	Job Titles		Active Job Ads
	Median Wage	Active	
Direct Support Professional	\$35,360	72	
CDL A Truck Driver	\$57,523	65	
Retail Sales Associate	\$25,694	60	
CSI-MED - Physical Therapist	n/a	41	
Customer Service Representative	\$35,207	39	
Registered Nurse	\$74,200	39	
Maintenance Technician	\$55,671	35	
CNA - Certified Nursing Assistant	\$29,120	33	
Housekeeper	\$27,040	28	
Cook	\$30,527	27	
CDL A Dedicated Truck Driver Job (PA)	\$58,240	25	
Team Member	\$20,800	24	
Cashier	n/a	23	
LPN - Licensed Practical Nurse	\$47,800	23	
General Manager	n/a	19	
LPN	\$52,000	19	
Registered Nurse (RN)	\$74,880	17	
ADMINISTRATIVE ASSISTANT	\$31,384	15	
Assistant Manager	\$31,200	15	
Breaking Operator - Second Shift	\$33,280	15	
Certified Nursing Assistant (CNA) - Pennsylvania	\$43,680	15	
DISH Installation Technician - Field	\$36,920	15	
Forklift Operator I	\$36,400	15	
Machine Operator	\$41,600	15	
Physical Therapist	\$104,000	15	
CSI-MED - Emergency Room RN	n/a	14	
Food Service Worker/Kitchen Helper/Dietary Aide	n/a	14	
Regional Truck Driver	\$57,200	14	
Residential Assistant	n/a	14	

Job Titles

Job Title	Median Wage	Active Job Ads	Active	
			Count	Percentage
Sales Associate	\$22,880	14	14	100%
Salesperson	n/a	14	14	100%
Warehouse Worker - PA	n/a	14	14	100%
Warehouse Worker	\$38,376	13	13	100%
Assistant Store Manager	\$26,857	12	12	100%
Direct Support Professional (DSP)	\$31,200	12	12	100%
Forklift Operator	\$39,520	12	12	100%
SALES FLOOR ASSOCIATE	n/a	12	12	100%
CDL A Regional Truck Driver	n/a	11	11	100%
CDL Truck Driver	n/a	11	11	100%
Case Manager	\$35,000	11	11	100%
Certified Nursing Assistant - CNA	\$38,174	11	11	100%
ER RN	n/a	11	11	100%
General Production	\$53,040	11	11	100%
Licensed Practical Nurse (LPN) - Pennsylvania	\$68,640	11	11	100%
Physical Therapist (PT) - Home Health	\$86,400	11	11	100%
Regional Marketing Manager - Own a Franchise	n/a	11	11	100%
Amazon DSP Delivery Driver - at least \$20.25/hr +\$3000 Bonus, Hazle Township, PA, DAE3	n/a	10	10	100%
Food Service Worker	\$31,200	10	10	100%
Laundry Worker	n/a	10	10	100%
Receptionist	\$30,221	10	10	100%

Openings by Education Levels

Education Levels

Minimum Education Level	Median Wage	Active Job Ads	Active	
			Median Wage	Active Job Ads
High school diploma or equivalent	\$36,220	3,686		
Bachelor's degree	\$50,700	1,145		
Associate's degree	\$42,994	391		
Master's degree	\$58,230	311		
Doctoral or professional degree	\$92,450	42		
Unspecified/other	\$37,440	7,616		

Openings by Programs

Program Name	Programs		Active Job Ads
	Median Wage	Active	
Nursing	\$65,000	220	
Business	\$52,000	183	
Engineering	\$86,300	177	
Psychology	\$56,160	111	
Social Work	\$46,840	95	
Accounting	\$38,480	85	
Business Administration	\$62,887	76	
Physical Therapy	\$88,200	62	
Counseling	\$56,160	52	
Finance	\$36,155	52	
Human Resources	\$52,000	52	
Human Services	\$34,840	49	
Pharmacy	\$171,400	49	
Computer Science	\$56,400	48	
Logistics	\$54,509	47	
Science	\$42,334	47	
Education	\$36,400	43	
Speech-Language Pathology	\$104,000	42	
Business Management	\$37,440	38	
Mechanical Engineering	\$67,853	37	
Marketing	\$52,000	34	
Chemistry	\$43,440	32	
Criminal Justice	\$37,440	29	
Technical	\$105,600	28	
Electrical Engineering	\$112,486	26	
Sociology	\$37,440	24	
Biology	\$41,600	22	
Mathematics	\$40,066	19	
Management	\$39,969	18	

Programs

Program Name	Median Wage	Active	
		Job Ads	
Occupational Therapy	\$91,350	18	
Supply Chain Management	n/a	18	
Food Science	\$70,000	17	
Healthcare Administration	\$63,994	16	
Applied Behavior Analysis	\$58,000	15	
Chemical Engineering	n/a	15	
Chemical	n/a	14	
Electrical	\$66,102	14	
Physical Science	\$39,228	14	
Food Service Management	\$45,000	13	
Industrial Engineering	n/a	13	
Microbiology	\$70,000	13	
Social Science	\$53,821	13	
Transportation	\$42,176	13	
Medical Assistant	n/a	12	
Supply Chain	\$61,780	12	
Communications	\$36,694	11	
Information Technology	\$69,819	11	
Medicine	n/a	11	
Nutrition	\$52,000	11	
Special Education	\$35,360	11	

Openings by Job Types

Job Types

Type	Median Wage	Active Job Ads	
Full-Time	\$38,188	6,714	
Part-Time	\$31,200	2,310	
Permanent	\$53,624	779	
Temporary (unspecified)	\$38,174	452	
Remote	\$50,926	224	
Temporary (short-term)	\$37,440	75	
Temp-to-Hire	\$36,094	58	
Temporary (long-term)	\$54,509	13	
Remote Not Indicated	\$37,440	12,967	

Data Notes

Job ads data are online job posts from the Real-Time Intelligence (RTI) data set, produced wholly by Chmura and gleaned from over 40,000 websites.

Data are updated daily and are subject to revision. Data from the last three days typically have reduced volume while incoming data are processed. Since many extraneous factors can affect volume of online job postings, time-series data can be volatile and should be used with caution.

All ad counts represent deduplicated figures. It is not always possible to conclusively identify duplicate ads with the information provided. Characteristics that impact this determination are the wording of the ads, volume of information provided, the timing of the ads, and the sites where the ads appear. Roughly two-thirds or more of ad volume is removed through this process.

Data reflect ads meeting user query specifications and include any Zip Code Tabulation Area (ZCTA) in or intersecting with the region(s) being queried.

RTI wages are extracted from job postings as given and are analyzed and converted into hourly or annual formats. When wages provided are hourly, the conversion to annual wages assumes full-time, year-long employment. When a wage is given as a range, a single wage is selected within that range based upon our analysis of the “most likely” wage given those circumstances. Displayed wages in RTI may not include commissions or overtime, depending upon how the source ads present those wages. After all analysis and cleaning, the majority of job postings do not provide a usable wage.

Approximately 4% of jobs are omitted from the RTI duration data due to quality reasons. For example, ads open for an inordinately long period—indicating that it is likely being left up not for one, but for multiple openings—are excluded from the duration data. These ads are also excluded from the count of “Ads Closed”.

An “active” ad refers to an online job posting that was still posted online when Chmura’s web crawler last viewed that page, which typically occurs daily or every day and a half. An ad is considered “closed” if Chmura’s web crawler no longer sees the ad listed or if the ad is specifically designated on the site as no longer being active.

We make every attempt to catch all of the significant job-posting websites across the United States, but we cannot guarantee complete, 100% coverage. If you have any questions about a particular website, please do not hesitate to ask.

About This Report

This report and all data herein were produced by JobsEQ®, a product of Chmura Economics & Analytics. The information contained herein was obtained from sources we believe to be reliable. However, we cannot guarantee its accuracy and completeness.